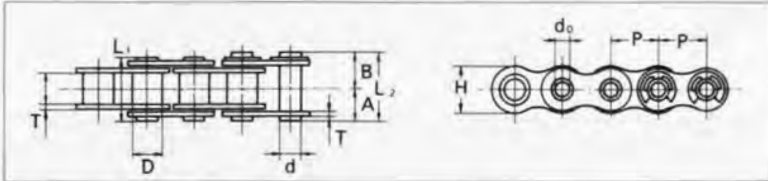




This chain uses hollow pins to which various attachments can easily be fixed. Nickel plated version and stainless steel version are available. Standard and double pitch chains are available.



Roller Chain Type



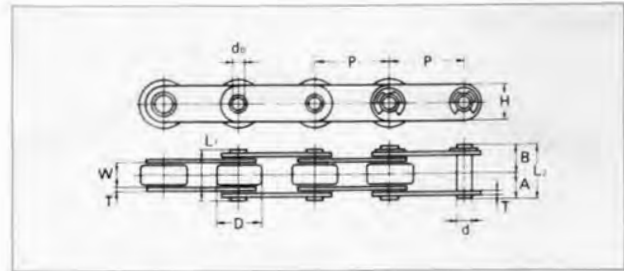
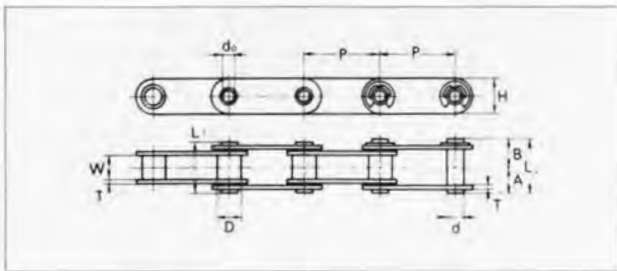
Dimensions (millimeters)

KCM Chain Number	Pitch P	Width between inner plates W	Bush diameter D	Pin						Link plate		Average Tensile strength kgf (kN)	Maximum Allowable Load kgf (kN)	Approx weight (kg/m)	Links of 1 unit
				Diameter d	d ₀	A	B	(A+A) L ₁	(A+B) L ₂	Thickness T	Height H				
KCM 40 HP	12.70	7.95	7.95	5.68	4.00	8.1	9.4	16.2	17.5	1.5	11.7	1,350 (13.2)	180 (1.77)	0.51	240
KCM 50 HP	15.875	9.53	10.16	7.24	5.12	10.3	11.7	20.6	22.0	2.0	14.6	2,100 (20.6)	320 (3.14)	0.83	192
KCM 60 HP	19.05	12.70	11.91	8.37	5.99	12.9	14.3	25.8	27.2	2.4	17.5	3,200 (31.4)	430 (4.22)	1.24	160
KCM 80 HP	25.40	15.88	15.88	11.24	8.02	16.3	17.8	32.6	34.1	3.2	23.0	5,400 (53.0)	780 (7.65)	2.32	120

**Double Pitch Chain Type
S-roller Type (bushed)**



R-roller Type



Dimensions (millimeters)

KCM Chain Number	Pitch P	Width between inner plates W	Roller diameter D	Pin						Link plate		Average Tensile strength kgf (kN)	Maximum Allowable Load kgf (kN)	Approx weight (kg/m)	Links of 1 unit
				Diameter d	d ₀	A	B	(A+A) L ₁	(A+B) L ₂	Thickness T	Height H				
KCM C2040 HP	25.40	7.95	* 7.95	5.68	4.00	8.1	9.4	16.2	17.5	1.5	11.7	1,350 (13.2)	180 (1.77)	0.46	120
KCM C2042 HP			15.88											0.80	
KCM C2050 HP			* 10.16	7.24	5.12	10.3	11.7	20.6	22.0	2.0	14.6	2,100 (20.6)	320 (3.14)	0.76	96
KCM C2052 HP	31.75	9.53	19.05											1.25	
KCM C2060 HP			* 11.91	8.37	5.99	12.9	14.3	25.8	27.2	2.4	17.5	3,200 (31.4)	430 (4.22)	1.12	80
KCM C2062 HP	38.10	12.70	22.23											1.79	
KCM C2080 HP			* 15.88	11.24	8.02	16.3	17.8	32.6	34.1	3.2	23.0	5,400 (53.0)	780 (7.65)	1.98	60
KCM C2082 HP	50.80	15.88	28.58											3.17	